Candlestick patterns

Twelve shapes, what each one says, and where it counts

Bullish reversal

after a fall



Hammer

Long lower wick, small body on top

Sellers pushed down, buyers took it back



Inverted hammer

Long upper wick, small body below

Buyers tested higher; needs a green candle next



Bullish engulfing

Green body covers the red one

Buyers erased the last session's loss

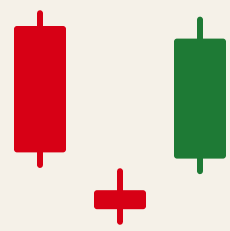

Morning star

Red, small candle, green

Selling stalled, then buyers took over

Bearish reversal

after a rise



Shooting star

Long upper wick, small body below

Buyers pushed up, sellers took it back



Hanging man

Long lower wick, small body on top

A sell-off inside an uptrend; a warning



Bearish engulfing

Red body covers the green one

Sellers erased the last session's gain



Evening star

Green, small candle, red

Buying stalled, then sellers took over

Pause or strength

anywhere in a trend



Doji

Open and close at the same price

Neither side won the session



Spinning top

Small body, wicks on both sides

A weak session; the move is losing force



Marubozu

All body, no wicks

One side held control from open to close



Three white soldiers

Three rising green candles

Steady buying over three sessions

Check the trend before a pattern and wait for the next candle to confirm it.

candlewise.app